

# A Gateway Into Nature

Healing provided by the extraordinary.

Embark on a journey

to find your true self

within the vast, true nature of Shibecha.

Shibecha, Hokkaido

# ADVENTURE TRIP

A campground surrounded by  
the great outdoors is a natural playground!  
Come on! Let's go on an adventure!

Throw a Hoshizora black  
beef sirloin steak on the grill,



The ultimate camp food  
made with ingredients  
sourced in Shibecha.



sauté Shibecha vegetables  
in a skillet and top with cheese,

or add some Shibecha milk to  
your curry as a secret ingredient!



## CAMP

There are plenty of great campgrounds in Shibecha, such as lakesides surrounded by nature, or spacious campgrounds atop hills. Whether you enjoy a barbecue with local ingredients, or take in the bountiful nature of the area, you are sure to make unforgettable memories.

Photo provided by: Lake Touro Eco Museum Center



### Nijibetsu Auto Campground

Make this your base for sightseeing in Eastern Hokkaido. The well-maintained grounds are fully equipped with kitchen area, flush toilets, a dog run, barbecue huts.

Shibecha-cho Aza Nijibetsu 690 - 32

☎015-488-2550

May 1 - October 31 (open daily during the season)



### Tawadaira Campground

This campground is located on the highlands, overlooking Tawa Cattle Farms, and green pastures as far as the eye can see.

Shibecha-cho Aza Shibecha 798 - 1

☎015-486-2806 (Greenhill Tawa)

May 1 - October 31 (open daily during the season)



### Touro Motomura Campground

Next to Motomura House Pal and a park golf course.

Enjoy a sense of being one with the nature surrounding Lake Touro.

Shibecha-cho Aza Tourogenya Kita 8 Sen 169

☎015-487-2172 (Motomura House Pal)

May 1 - October 31 (open daily during the season)

## SPRING

The sedges that appear with snowmelt announce the long-awaited arrival of spring. At first one may be surprised by the colonies of grassy monsters, but will eventually realize their humorous charm.

Photo provided by: Lake Touro Eco Museum Center

## SUMMER

The contrast between clear blue skies and green pastures highlights the summers in Shibechea. The sight of cattle lazily grazing on the gentle slopes is healing to both the body and soul.

## AUTUMN

In the fall, a remarkable carpet of colorful leaves lies across the land. The vivid colors of the interwoven leaves truly resemble a beautiful "brocade."

## WINTER

Lake Shirarutoro is a sanctuary for aquatic fowl, and is a popular scenic spot especially at sunset. The sight of the crimson sun, soaking the sky as it sinks into the wetlands, is absolutely breathtaking.

Photo provided by: scaort m

## SLOW RAIL TRIP

The luxury of taking it slow.  
Take the railway to explore  
the Kushiro Wetlands.

Take a leisurely trip on the railroad for a change.  
There are two temporary trains out of  
Kushiro Station that run during this limited time.



### Kushiro Shitsugen Norokko

A Torokko train(trolley)that runs between Kushiro and Touro during a limited time only. The scenery, seen from the sightseeing train that moves slowly through the vast Kushiro Wetlands, is popular among people of all ages.

1- 2 round trips a day between late April - mid October.

JR Hokkaido Telephone Guidance Center  
☎011-222-7111 (6:30 ~ 22:00)



### SL Fuyuno Shitsugen Train

The only SL (steam locomotive) in operation in Hokkaido. The Fuyuno Shitsugen takes passengers through the winter wonderland of the Kushiro Wetlands. If you are lucky, you may even get to see some Japanese red-crowned cranes or Ezo Sika deer!

1 roundtrip a day between late January and late February.

JR Hokkaido Telephone Guidance Center  
☎011-222-7111 (6:30 ~ 22:00)

# ACTIVITY TRIP

A holiday of rustic fun.

Get away from the hustle and bustle of daily life,  
and give yourself over to the beauty of ancient nature.

If you are lucky, you may encounter some of them?!

There are over one-hundred varieties of  
animals that inhabit Shibechea.

It is a safe haven for wildlife!



Blakiston's Fish Owl



North Fox



Ezo Sika Deer



White-tailed Eagle



Ezo Squirrel



Whooper Swans



Ezo Badger



Japanese Red-crowned Crane

Check out the type of animals that live  
in Shibechea at the museum!

→ **Shibechea Museum [Nitai To]**

Shibechea-cho Aza Tourogenya Kita 8 Sen 58 - 9 ☎015-487-2332

9:30 - 16:30 Closed Mondays (closed the following day if Monday falls on a holiday), closed between December 31 - January 5



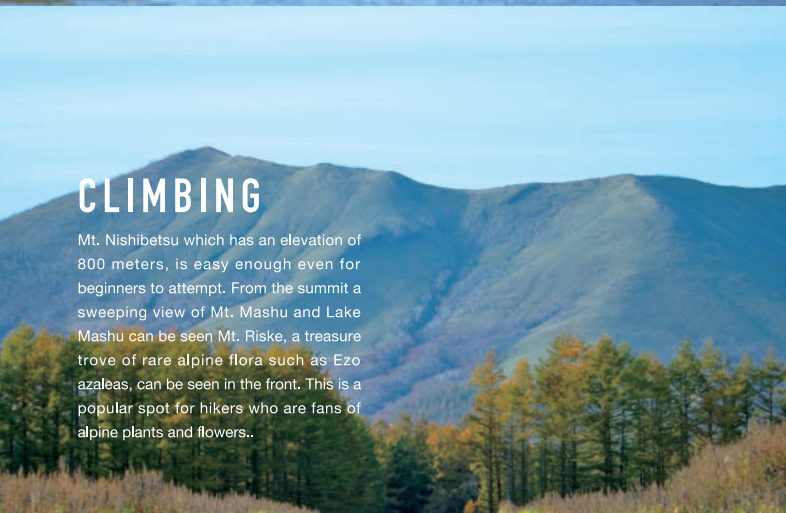
## CANOE

Take a guided tours on Lake Touro and down the Kushiro River which flows through the Kushiro Wetlands. Give yourself over to the gentle flow of the water, and take in the rare fauna and flora of the wetlands.




## NATURE WATCHING

Adorable Ezo squirrels and flying squirrels are at play, wild birds sing beautifully, and majestic eagles fly above. The wetlands are rich with a variety of flora unique to its ecosystem. Come to Shibechea and see the spectacular wildlife that inhabit the vast nature with your own eyes.



## CLIMBING

Mt. Nishibetsu which has an elevation of 800 meters, is easy enough even for beginners to attempt. From the summit a sweeping view of Mt. Mashu and Lake Mashu can be seen Mt. Riske, a treasure trove of rare alpine flora such as Ezo azaleas, can be seen in the front. This is a popular spot for hikers who are fans of alpine plants and flowers..



## HORSE TREKKING

Hazel Grouse Manor, the "hotel with stables," is at the base of great horse-related activities. Enjoy the beautiful, undulating landscape, and meandering river on horseback.

## ACTIVITY

### Lakeside Touro (Motomura House Pal)

Canoeing Winter Activities

Fishing Experience

Shibechea-cho Aza Tourogenya Kita 8 Sen 73

☎015-487-2172

9:00 - 17:00 (April - October)

9:00 - 16:00 (November - May)

closed New Year's Holiday

### Farm Inn Bivouac

Agricultural Experiences Winter Activities

Food-processing Experiences

Shibechea-cho Aza Nijibetsu 432-7

☎015-488-2043

Open Year-round

### Nijibetsu Auto Campground

Fishing Outdoor Activities

Shibechea-cho Nijibetsu 690 - 32

☎015-488-2550

Open season (May 1 - October 31)

Open Year-round

### Guesthouse Mokuri

Canoeing Winter Activities

Outdoor Activities

Shibechea-cho Minami Shibechea

☎015-485-1785

Check In from 16:00 (closed irregularly)

### Lodge Shirarutoro

Canoeing

Shibechea-cho 32-383

☎015-487-2325

None (some closed days during winter season)

### Hazel Grouse Manor Outfitters

Fishing Experience Outdoor Activities

Canoeing Horseback Riding

Shibechea-cho Aza Nijibetsu Genya 65 Sen 116-1

☎015-488-3888

8:00 - 17:00

(Closed for maintenance between mid February - early April)

### Lake Touro Eco Museum Center Arukotto

Nature Observation Experiences

Shibechea-cho Tourogenya

☎015-487-3003

10:00 - 17:00 (April - October)

10:00 - 16:00 (November - March)

Closed every Wednesday

(Scheduled to be open on Wednesdays

between July - August)

### Touro Nature Center

Canoeing Winter Activities

Outdoor Activities

Shibechea-cho Touro Kita 7 Sen 86-17

☎015-487-3100

9:00 - 18:00 (Open year-round)

### Family Canoe Touro

Canoeing Nature Observation Experiences

Shibechea-cho Tourogenya Kita 7 Sen 49 - 69

☎015-487-2888

9:00 - 19:00 (open everyday during the season)

# FOOD



1



2



3



4



5



6



7



8



9



10



11



12



13

1 Hoshizora Black Beef / FCS Company / A crossbreed between high grade black-haired cattle and the large and strong holstein cattle. With each juicy bite, you can taste the rich and delicious flavor of great beef. Besides ordering it at a restaurant, it can also be purchased at our processing factory.

2 Hoshizora Beef Stew, Beef Curry, and Beef Soup Curry / Satoken Company / Beef dishes are made with Hoshizora beef, and are original recipes of Fujihana Hot Springs restaurant chef. Enjoy these delicious dishes at the hotel or purchase the retortable pouch to enjoy at home.

3 Ganko Tofu / Takedaya Co., Ltd. / Our delicious tofu is made from soy beans sourced in Tokachi, Hokkaido, subterranean river water flowing from Lake Mashu, and real bittern sourced in Shibeche. Enjoy the unique sweetness and the rich flavor of our tofu renowned as "unforgettable."

4 Shibeche milk, Shibeche milk ice cream, boiled beef, and beef Yamatoni stew. / Shibeche Agricultural Cooperative / Shibeche milk, fresh milk from cattle raised on the vast dairyland, processed at JA Shibeche and sold as a specialty at A Coop stores.

5 Mongolian Barbecue (soy/miso flavor) , young chicken skewers / Nozaki Corporation, Ltd. / Our fresh lamb is marinated in a secret sauce to cut down the typical strong odor of lamb, and young chickens seasoned with delicious spices, are both popular items that can be purchased here or online.

6 Candied Wakasagi / Tosa Shoten / Drive-In Tancho / Fresh wakasagi smelt from Lake Tooro are processed on the spot, then seasoned with carefully selected ingredients such as sugar starch, sugar and secret seasoning and slowly cooked till candy-like. Lake Tooro wakasagi smelt are fatty, and have a rich flavor.

7 Lady Garlic / Global UP Company / Hydroponically grown garlic sprouts are packed with nutrients and minerals, and leave very little odor after consumed. They are great in tempura, deep-fried, in gyoza, ajillo and much more!

8 Cheeses / Nagasaka Farm Cheese Factory / Fresh milk sourced on the Nagasaka Farm is used to make delicious cheese. Enjoy our safe and reliable cheese products made without any additives.

9 Pretia - Kaze-no-Yogurt / Kaze Farm / We utilize fresh milk and add oligosaccharides that protect your gut health to make a delicious yogurt. Our products are made with all natural ingredients and do not contain chemical additives. We bring you only the authentic flavor of natural yogurt.

10 Chiffon Cakes, White Tororin Pudding / Poroni Poultry Farm / Our chiffon cake made from home-ranged chickens, and Hokkaido wheat are super fluffy! They can be purchased at the local "Umaimon Hakken Market" held once a month. (sold at Poroni Poultry Farm by order)

11 Home Baked Bread / Hitotsubu-no-mugi / A small bakery nestled inside of a renovated front entrance way of a private residence. We sell fluffy and chewy home baked breads. Whether it is loaf breads, pastries or lunch breads, we have everything you need. The store is popular among both locals and tourists and supplies don't last very long, so be sure to get here early!

12 Snacks and Sweets / Ishikawa Jujido / A long-standing establishment of over 100 years, Jujido sells Japanese and Western sweets. Some of the most popular include "puff cake Francais," a fluffy cake filled with creamy custard cream. Our cream puffs are also very popular, so be sure to try one!

13 Snacks and Sweets / Nagao Confectionery / We manufacture and sell both Western and Japanese sweets, one of which is the "Tanuki cake," a cake named after the badger which is said to be rare. The most popular item is our sweet bean paste donuts. Soft serve is also available between June and September.

# STAY



## Fujihana Hot Springs Hotel

Close to the station, and offering the finest hot springs and reasonable room rates

Shibecha-cho Asahi 2-chome 8-23

☎015-485-1234

17 Western rooms, 4 Japanese rooms

Day-trip bathing / 14:00 - 21:00



## Sanrakuso

Close to downtown. Exquisite dining experiences.

Shibecha-cho Asahi 2-chome 5-12

☎015-485-2006

10 Japanese rooms



## Tanikawa Inn

The best home cooked food in the world!

Shibecha-cho Asahi 2-chome 1-24

☎015-485-2025

10 Japanese rooms



## Hotel Terreno Kesen

Facility with 100% natural boranical hot springs

Shibecha-cho 8-chome 38

☎015-485-2030

5 Western rooms, 5 Japanese rooms

Day-trip bathing / 5:30 - 8:00 , 10:30 - 21:00



## Restaurants & Hotels Hazel Grouse Manor

Auberge and restaurant serving seasonal dishes

Shibecha-cho Aza Nijibetsu Genya 65 Sen 116-1

☎015-488-3888

8 Western rooms (Closed between mid February and early April)



## Kushiro Shitsugen Touro-no-Yado

Small dormhouse overlooking the wetlands

Shibecha-cho Aza Touro 83-8

☎015-487-3655

6 Western rooms

## Day-trip bathing



## Fuji Hot Springs

100% natural flowing spring water

Shibecha-cho Fuji 5-chome 26

☎015-485-3003

Day-trip bathing / 6:30 - 8:00, 11:30 - 21:30

(Closed every 10th of the month)



## Ajikouen

A botanical hot spring with a secretive atmosphere.

Shibecha-cho Aza Osotsubetsu 628

☎015-485-2482

Day-trip bathing / 10:00 - 22:00 (last admission 21:00) Closed every 3rd Thursday



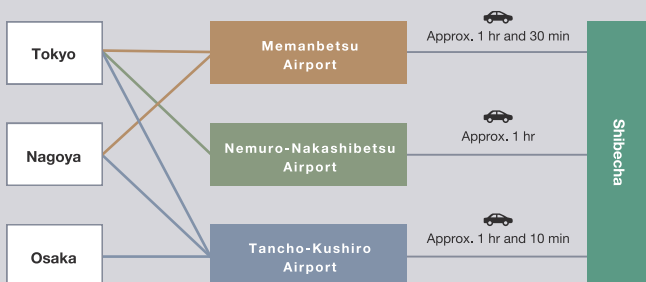
## Shibecha, Hokkaido

Total Area / 1,099.37 Square Kilometers

Climate/ Cool between spring and early summer, with a period in summer where temperatures reach 30°C. The days are mostly clear during fall, though temperatures are cold early in the morning and in the evening; it holds the national record for the lowest temperature. Snowfall is minimal in winter, though the cold is severe.

Situated on the eastern side of Hokkaido, the population of cattle outnumbers humans in this dairyland. The name Shibecha is derived from the Ainu word, "shi pe cha(along the shores of a large river). Shibecha covers 43 % of the total area of the Kushiro Wetlands, located in the southern part of the town, and is home to rare fauna and flora. To the north is Akan-Mashu National Park. Lake Mashu, famous for its clarity and abundant subterranean rivers, is located inside the park. Enjoy fresh and clean water.

## Access



## Distance and Duration to towns nearby Shibecha



Lake Touro	Approx. 20 km	Approx. 25 min
Kushiro City	Approx. 50 km	Approx. 1 hr
Cape Noshappu	Approx. 140 km	Approx. 2 hr and 15 min
Lake Mashu	Approx. 40 km	Approx. 45 min
Lake Kussharo	Approx. 45 km	Approx. 50 min
Lake Akan	Approx. 65 km	Approx. 1 hr and 10 min
Notsuke Peninsula	Approx. 85 km	Approx. 1 hr and 30 min
Rausu	Approx. 110 km	Approx. 1 hr and 50 min
Utoro	Approx. 120 km	Approx. 2 hrs and 5 min
Abashiri City	Approx. 100 km	Approx. 1 hr and 45 min



Shibecha Town Hall Tourism,  
Chamber of Commerce Section, Tourism Promotion Room  
Postal Code 088 - 2312  
Shibech-cho Kawakami 4-chome 2, Kawakami-gun, Hokkaido  
TEL 015 -485 -2111 FAX 015 -485 -4111

